




ENERG
енергия · ενεργεια

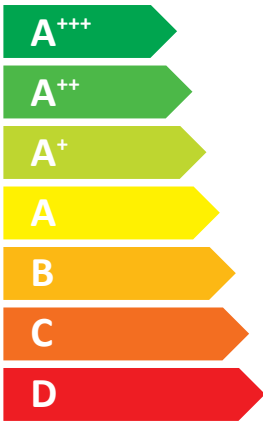


SAMSUNG AE050CXYDEK



55 °C

35 °C



A++

A+++

55 dB

Energy consumption data for two conditions:

- Condition 1 (55 °C): 5 kW (dark blue), 6 kW (medium blue), 6 kW (light blue)
- Condition 2 (35 °C): 5 kW (dark blue), 6 kW (medium blue), 6 kW (light blue)

Map of Europe with energy consumption levels indicated by color shading.



ENERG

енергия · ενέργεια

Y




IJA





IE



IA

SAMSUNG

AE050CXYDEK / MIM-E03CN

- 
- 
- 
- 



ENERG

енергия · ενέργεια

Y


IJA

IE





IA












SAMSUNG

AE050CXYDEK / MIM-E03EN





+		<input type="checkbox"/>
+		<input type="checkbox"/>
+		<input checked="" type="checkbox"/>
+		<input type="checkbox"/>

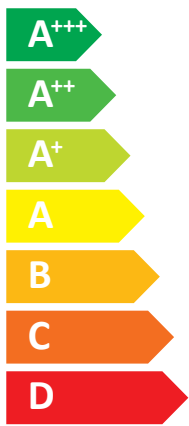


ENERG

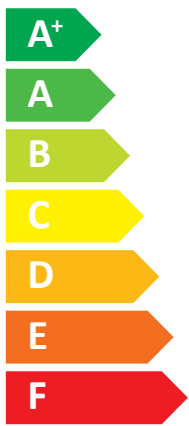
енергия · ενέργεια



SAMSUNG AE050CXYDEK / AE200CNWMEG



A⁺⁺



A⁺

Two icons showing sound power levels: a speaker icon with a house and the text "40 dB", and a house icon with a speaker and the text "55 dB".




Legend for energy consumption in kW, shown as a rounded rectangle with three colored squares: dark blue for "5 kW", medium blue for "6 kW", and light blue for "6 kW".



ENERG

енергия · ενέργεια



SAMSUNG

AE050CXYDEK / AE200CNWMEG /
MWR-WW10N

Icon of a radiator with a temperature gauge. Energy class: **A⁺⁺**. Icon of a radiator. Energy class: **A⁺**. Icon of a water tap with a drop. Energy class: **A⁺**.

Icon of a refrigerator. Energy class: **A⁺⁺**. A scale of energy classes from **A⁺⁺⁺** (green) to **G** (red) is shown. A large arrow points to the **A⁺⁺** class.

Icon of a solar panel with a sun. Energy class: **A⁺**. Icon of a square. Energy class: **A⁺**. Icon of a washing machine. Energy class: **A⁺**. Icon of a hand touching a control panel. Energy class: **A⁺**. Icon of a hand touching a control panel. Energy class: **A⁺**. Icon of a washing machine. Energy class: **A⁺**. Icon of a square. Energy class: **A⁺**.


Icon of a water tap with a drop. Energy class: **A⁺**. A scale of energy classes from **A⁺⁺⁺** (green) to **G** (red) is shown. A large arrow points to the **A⁺** class.



ENERGY

SAMSUNG

AE050CXYDEK / MIM-E03CN



A⁺⁺

A⁺⁺⁺

A⁺⁺

A⁺⁺

A⁺

A

B

C


D

E

F

G

+



+



+




+





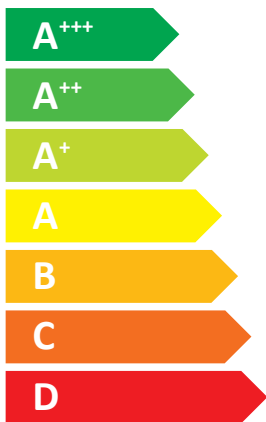
ENERGY

SAMSUNG AE050CXYDEK



55 °C

35 °C



55 dB

Icon of a speaker with sound waves and a house, indicating the sound power level.

5
6
6
kW

5
6
6
kW


Legend for energy consumption in kW, with three categories: 5 kW (dark blue), 6 kW (medium blue), and 6 kW (light blue). A map of Europe is shown below, with different regions shaded in these colors.



ENERGY

SAMSUNG

AE050CXYDEK / MIM-E03EN



A⁺⁺

A⁺⁺⁺

A⁺⁺

A⁺⁺

A⁺

A

B

C


D

E

F

G

+



+



+



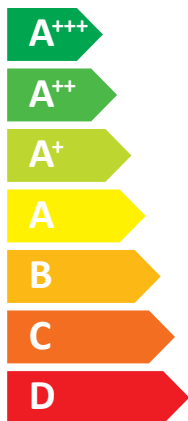
+



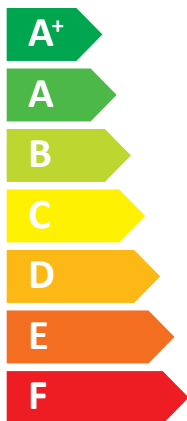


ENERGY

SAMSUNG AE050CXYDEK / AE200CNWMEG



A++



A+



40 dB



55 dB



■ 5 kW

■ 6 kW

■ 6 kW



ENERGY

SAMSUNG

AE050CXYDEK / AE200CNWMEG /
MWR-WW10N



A⁺⁺



A⁺



A⁺⁺⁺

A⁺⁺

A⁺

A

B

C

D


E

F

G

A⁺⁺

+



+



+



+



A⁺⁺⁺

A⁺⁺

A⁺

A

B

C

D

E

F

G

A⁺